

THE THIRSTY CROW

ACTIVITY BOOK

20 Fun Learning Activities



Think • Learn • Play • Grow

**Welcome to Piccolatales
Activities! 🧡**

**Let's learn, play, and
have fun together!
Follow the instructions
on each page carefully.**



Are you ready?

**Visit us at:
www.piccolatales.com**



CIRCLE THE BIGGEST POT


Look carefully. Circle the biggest clay pot.



Name: _____

COUNT THE PEBBLES

Count the pebbles.
Circle the correct number.



6

8

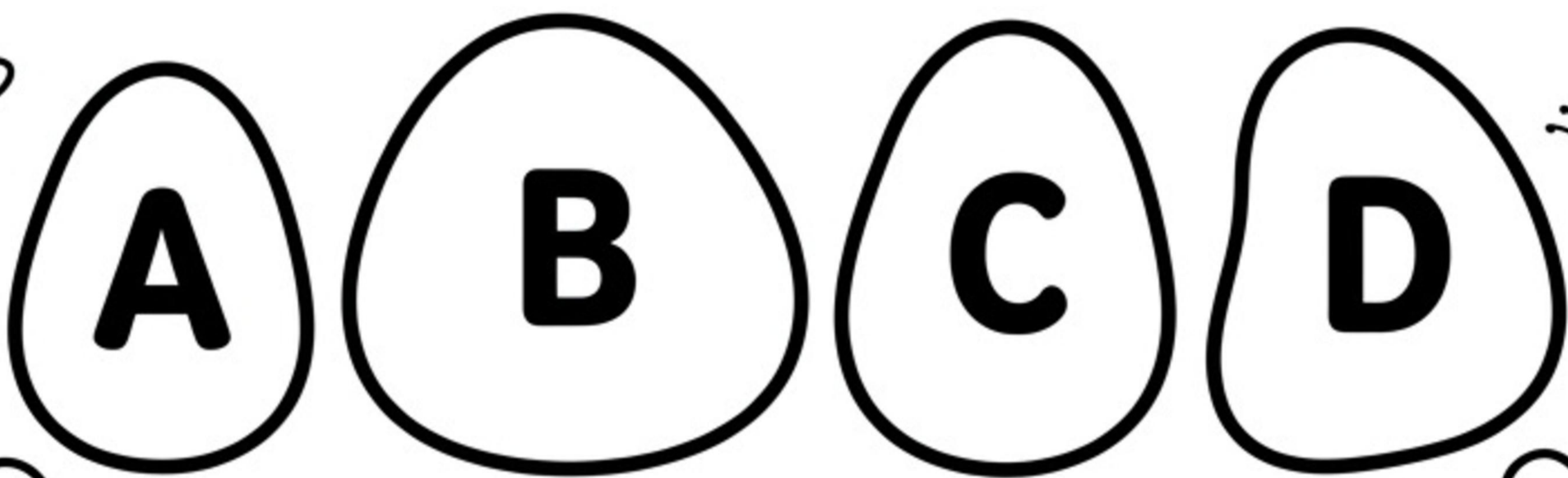

10

15

Name: _____


WHICH PEBBLE FITS?

Circle the pebble that fits the empty space.




Preschool and kindergarten

Name: _____



MATCH THE CROW TO THE RIGHT POT

Draw a line to the pot
with enough water.



A



Name: _____



FIND THE RIGHT PATH

Trace Path A to help the crow find the water pot.



Name _____

COUNT THE PEBBLES



Count each shape and write the correct number.

○ Round = ____

◡ Oval = ____

♥ Heart = ____

My Name: _____



PUT THE STORY IN ORDER

Write 1, 2, 3, and 4 to show what happened first, next, then, and last.



NAME: _____



WHICH CROW HAS THE PEBBLE?


Circle the crow holding the pebble.

A

B

C

D



Name: _____

FIND THE 5 DIFFERENCES

Look carefully and circle the 5 differences.



Name



WHICH POT HAS MORE WATER?

Circle the pot with the most water.


A

C



B

Name: _____

#COMPLETE THE PATTERN




Look at the pattern. Circle the picture that comes next.

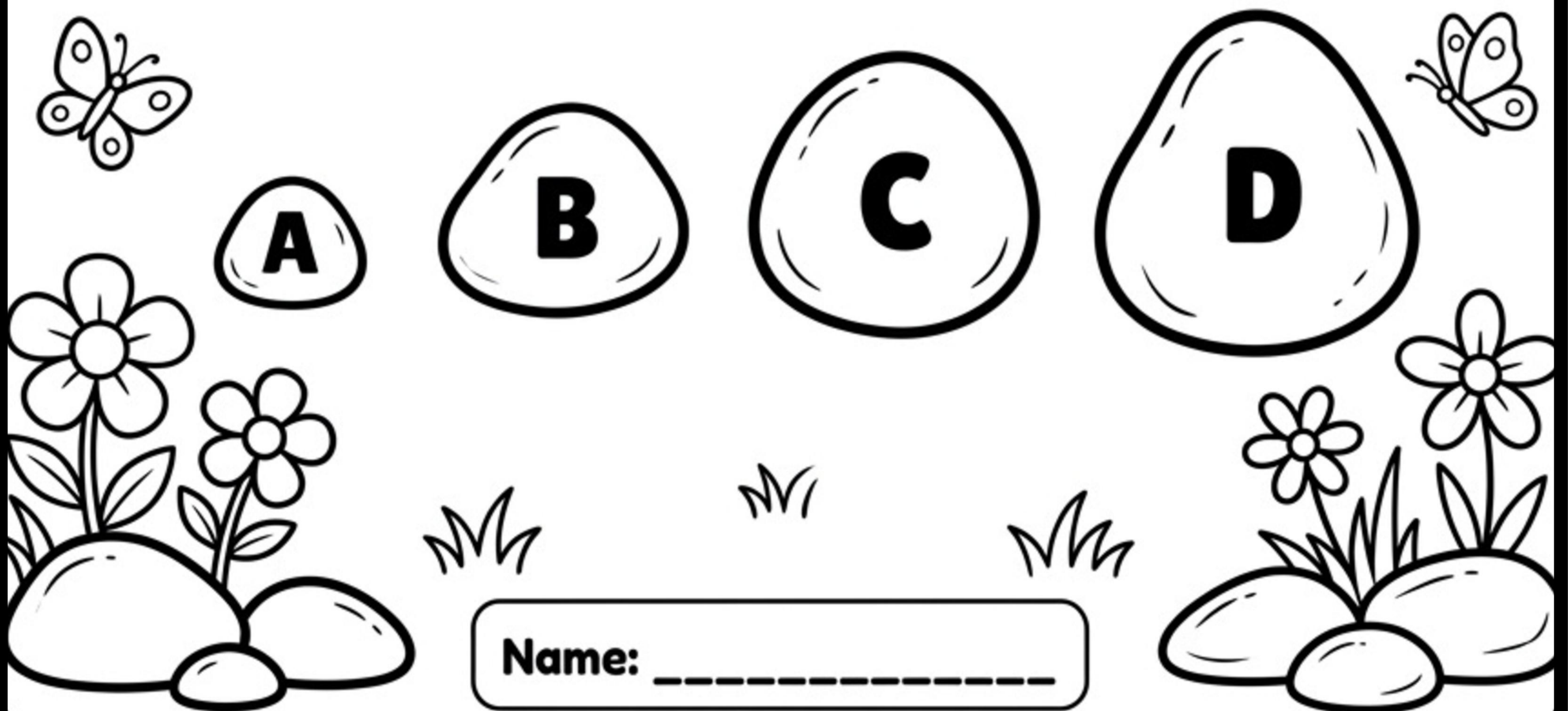


Name: _____

WHICH PEBBLE WILL FIT?




****Circle the pebble that fits best into the clay pot.**




SORT THE PEBBLES BY SIZE

Look carefully. Arrange the pebbles from the smallest to the biggest.




WHICH CROW IS HAPPY?

Circle the happy crow.




WHICH PEBBLE IS DIFFERENT?

Look carefully. Circle the pebble that is different.



Name: _____

HELP THE CROW FILL THE POT



Draw a line from each pebble to
an empty space inside the pot.

Name

CIRCLE THE THINGS THE CROW USED


Circle all the things the clever crow used in the story.



Name _____

WHICH POT WILL HELP THE CROW?


Circle the pot with enough water for the crow to drink.



Name

TRACE THE CROW'S FLIGHT


Trace the dotted line to help the crow reach the water pot.



Name:

COMPLETE THE PICTURE

Draw a line to match each missing piece to the correct place.



Name: _____

CONGRATULATIONS!

You Completed THE THIRSTY CROW ACTIVITY BOOK



Certificate of Achievement

This Certificate is Proudly Awarded To

For Successfully Completing All 25 Fun Activities!

★ You Are a Clever Thinker! ★

✓ Smart Thinker

✓ Great Problem Solver

✓ Amazing Learner

✓ Activity Champion

Keep Thinking • Keep Learning • Keep Smiling



You Did It! 🎉

Amazing job completing all the activities! You are a superstar! ★

**Keep learning, keep smiling,
and keep having fun!**

Visit us again: www.piccolatales.com ♥